



Communication Satellites for European Defense and Security

Challenges and Opportunities

25 November 2015

*“Illegal migration flows towards Italy and
inter-agency cooperation”*

Ministry of the Interior

Department of Public Security

Central Directorate of Immigration and Border Police



► **PRESENTATION SUMMARY**

- **Ministry of Interior - Central Directorate for Immigration and Border Police – Organization and coordination principles**
- **Overview on illegal migration flows**
- **Resources and agencies**
- **Future projects and capabilities required to meet future migration challenges**



ITALIAN LEGAL SYSTEM AS REGARDS COORDINATION



Ministry of Interior

- National Authority of Public Security –
(Law 1 April 1981 nr. 121)



Ministry of Defence



Ministry of
Agriculture & Forestry Policy



Corpo Forestale dello Stato



Ministry of Justice



Ministry of Economy and Finance



Guardia
di Finanza



Polizia Penitenziaria



Arma dei Carabinieri





COORDINATION

Several bodies are vested with duties regarding a specific phenomenon

These bodies are granted AUTONOMY

The exercise of the duties of one may affect those of another

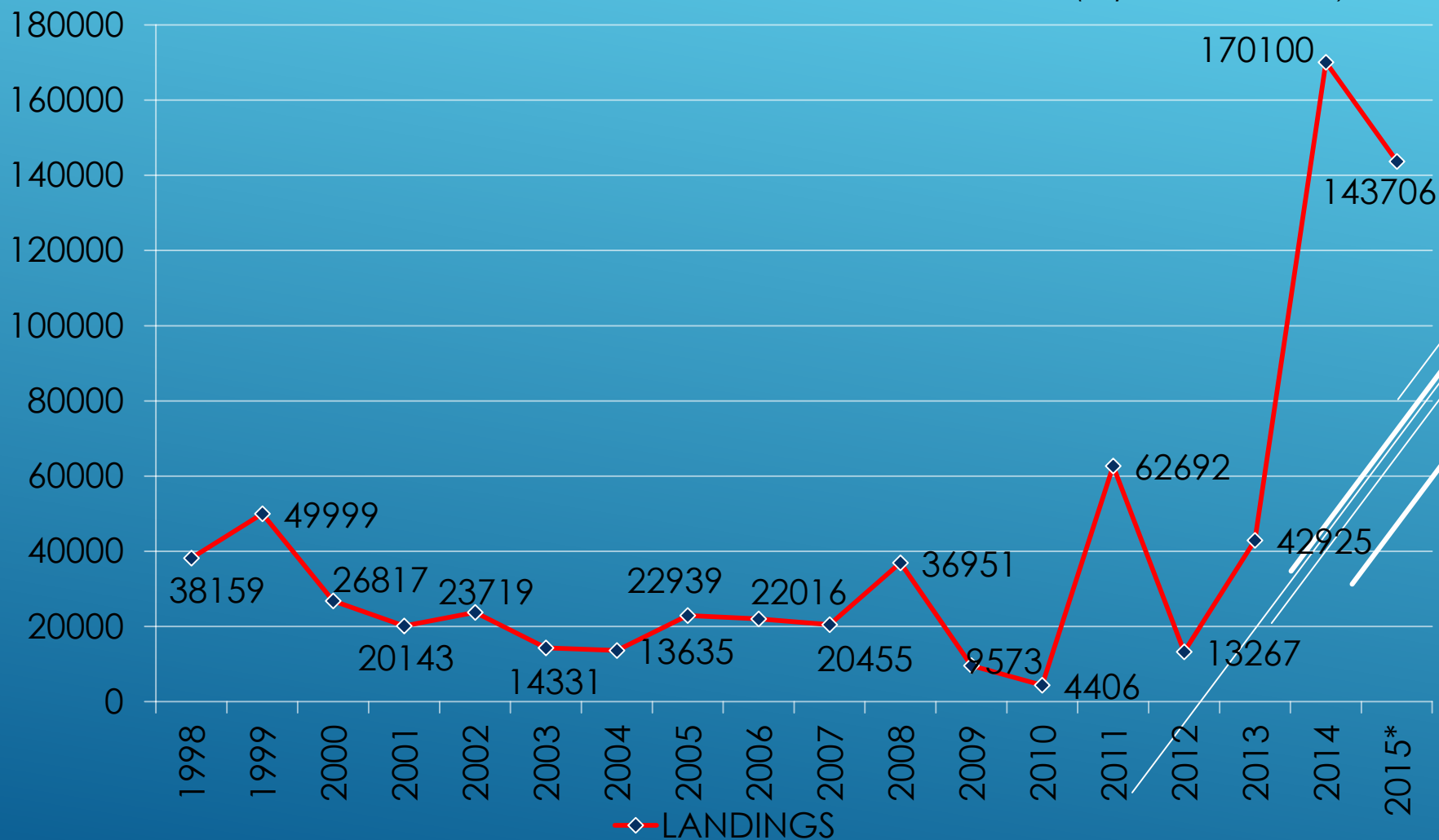
**NO COMMAND AND
CONTROL**



DATA ON LANDINGS

Years from 1998 to 2015*

(* up to 20th November)







SPECIFIC LAW TO FIGHT ILLEGAL MIGRATION BY SEA

➤ **Law 30 July 2002 no. 189**

Art. 11: provisions to counter illegal immigration

➤ **Decree 14 July 2003**

➤ Activities of surveillance and combating of illegal immigration at sea are carried out by **Guardia di Finanza, Navy, Coast Guard and Police Forces** (State Police and Arma dei Carabinieri).

➤ The Central Directorate for Immigration collects and analyses all data concerning the phenomenon and co-ordinates operations at sea.

➤ **Technical Operational Agreement 14 September 2005**

Defines the operational coordination at sea among:

- **Navy** – coordination in international waters;
- **Guardia di Finanza** – coordination in territorial waters to the contiguous zone;
- **Coast Guard** – coordination of S.A.R. Activities.

LEGISLATIVE SUPPORT FOR THE N.C.C.

- **Regulation (EU) No 1052/2013 of the European Parliament and of the Council of 22 October 2013, Establishing the European Border Surveillance System (EUROSUR)**
- **Decree of Head of Police – General Director for Public Security, 20 January 2012, modified, 26 October 2015**
Institution of the “Roberto Iavarone” National Coordination Centre for Immigration





Ministry of Interior

- National Authority of Public Security –
(Law 1 April 1981 nr. 121)

**NATIONAL
COORDINATIONAL
CENTER (NCC)**



Ministry of Infrastructure
and Transport



Ministry of Defence



Ministry of Economy
and Finance



Arma dei Carabinieri





► **Global factors that have led to an increase in migration traffic:**

➤ **Push factors:**

- war, ethnic conflicts and religious fundamentalism
- strong presence of different OCG
- re-use of well known drug and weapon trafficking routes
- weakness and corruption of the local government enforcement structures
- inexistence of economic development perspectives
- further flows as consequence of massive previous ones
- economic recession in hosting countries, which prevents enough money being sent back to finance development in the country of origin, causing secondary movement
- huge differences in the levels of the acknowledgement of standard of Human Right



▶ **Global factors that have led to an increase in migration traffic:**

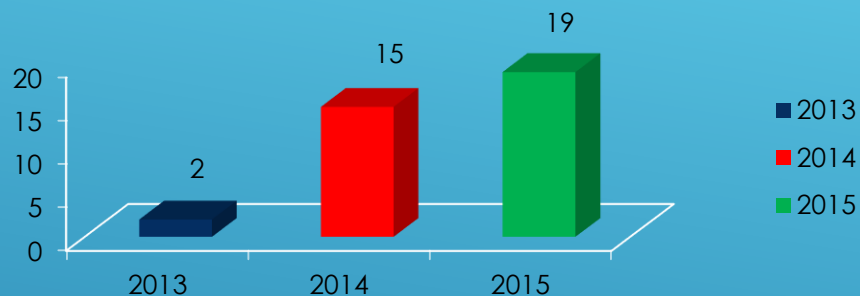
➤ **Pull factors:**

- **economic stability and welfare state**
- **reliable international protection systems (proceedings, receiving structures, health care...)**
- **low population levels in destination Countries**
- **perspective of general life condition improvement**
- **common approach to curbing the phenomena still to be defined**
- **ineffective general return policy**
- **lack of a global strategy to help development in the Countries of origin**
- **easiness of secondary movements**
- **OCG recruiting in destination Countries to take part in smuggling activities**

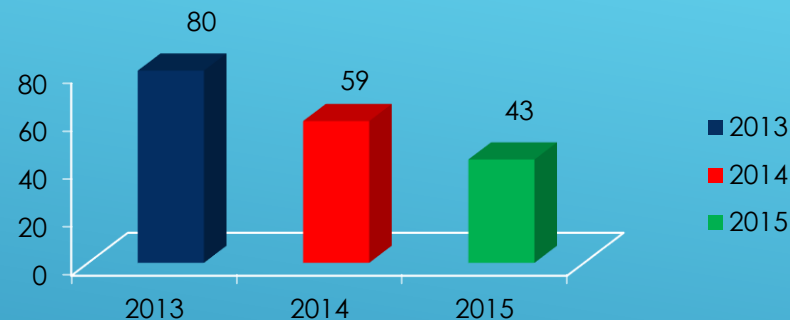


NUMBER OF INCIDENTS BREAK DOWN BY POINT OF DEPARTURE YEARS 2013 – 2014 – 2015 (FROM 01/01 TO 20/11)

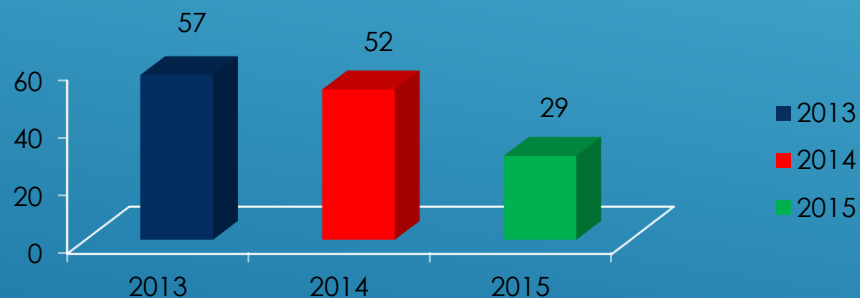
ALGERIA



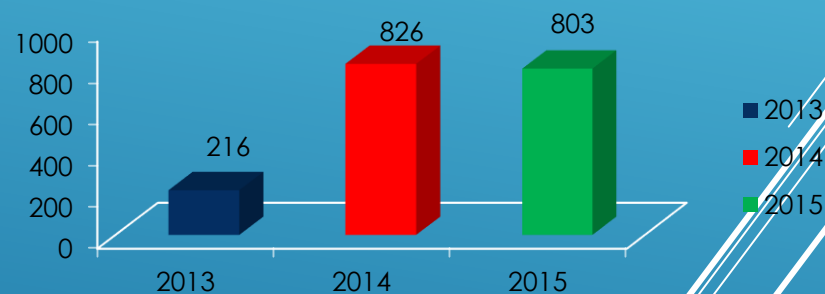
EGYPT



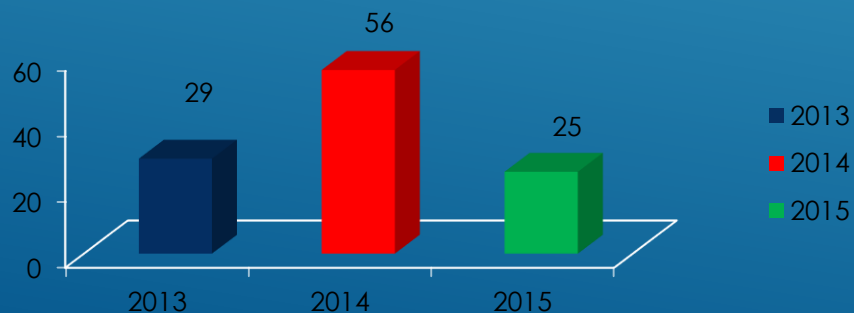
GREECE



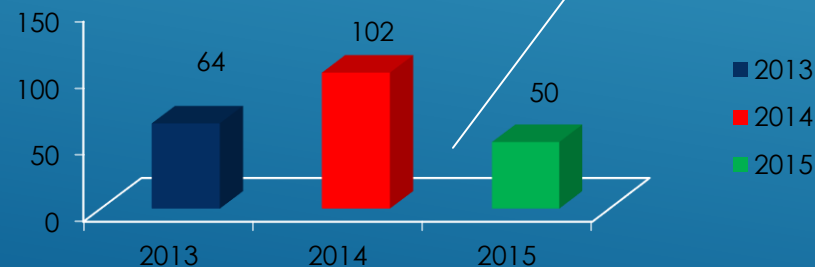
LYBIA



TURKEY



TUNISIA





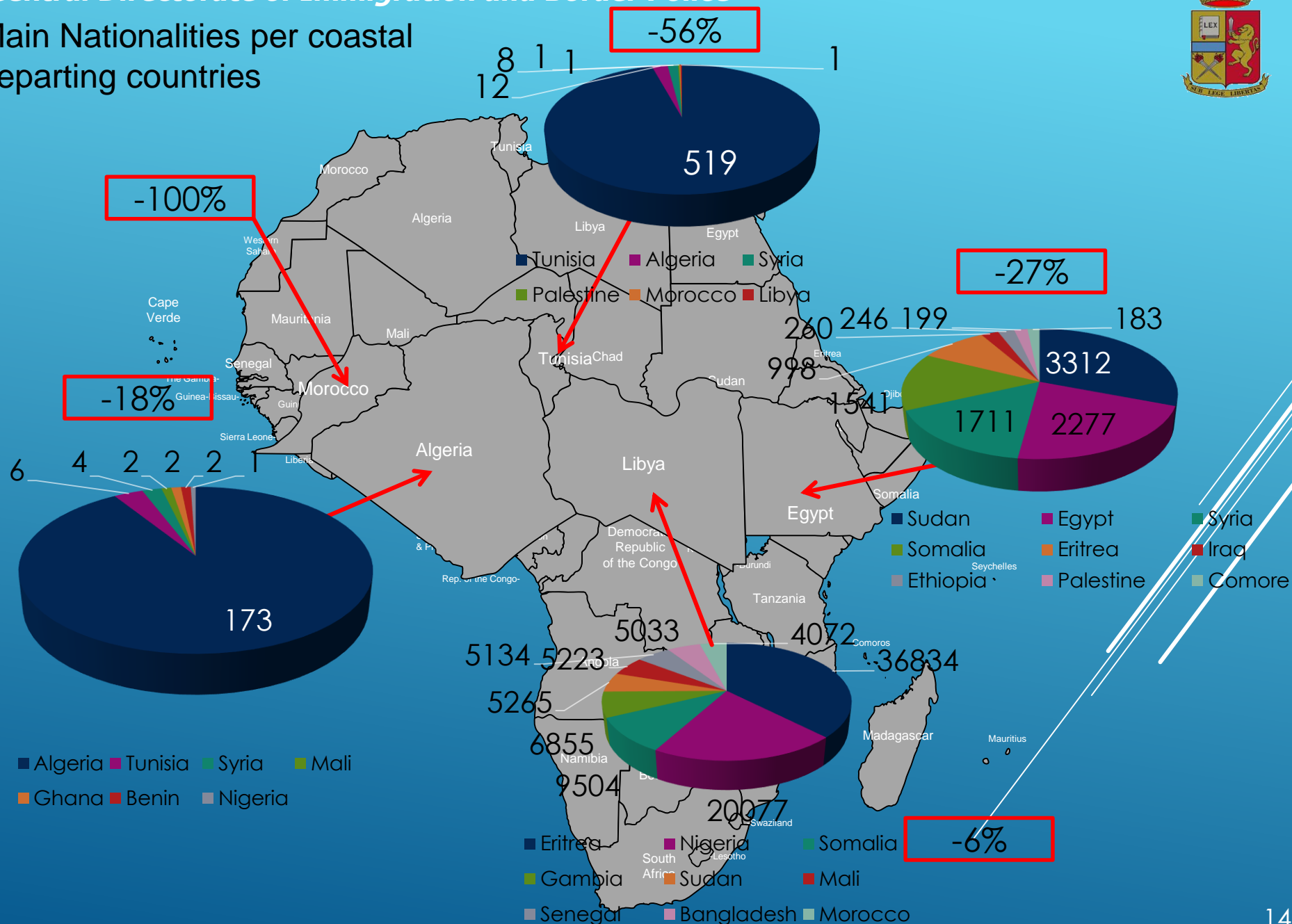
IRREGULAR MIGRATION TOWARDS ITALY

Countries of departure	2013		2014		2014 (up to 20/11)		2015 (up to 20/11)	
	Events	Landed	Events	Landed	Events	Landed	Events	Landed
Albania	0	0	0	0	0	0	1	5
Algeria	2	24	15	155	15	155	19	190
Egypt	80	9.215	59	15.283	59	15.283	43	11.114
Greece	59	1.892	52	1.480	44	1.287	29	935
Libya	230	27.314	826	141.484	777	136.532	803	128.449
Morocco	1	7	0	0	0	0	0	0
Montenegro	1	8	0	0	0	0	0	0
Syria	13	1.480	1	61	1	61	0	0
Tunisia	68	908	102	1.297	98	1.253	50	542
Turchia	0	0	56	10.340	46	6.568	25	2.471
Total	483	42.925	1.111	170.100	1.040	161.139	971	143.706

Central Directorate of Immigration and Border Police



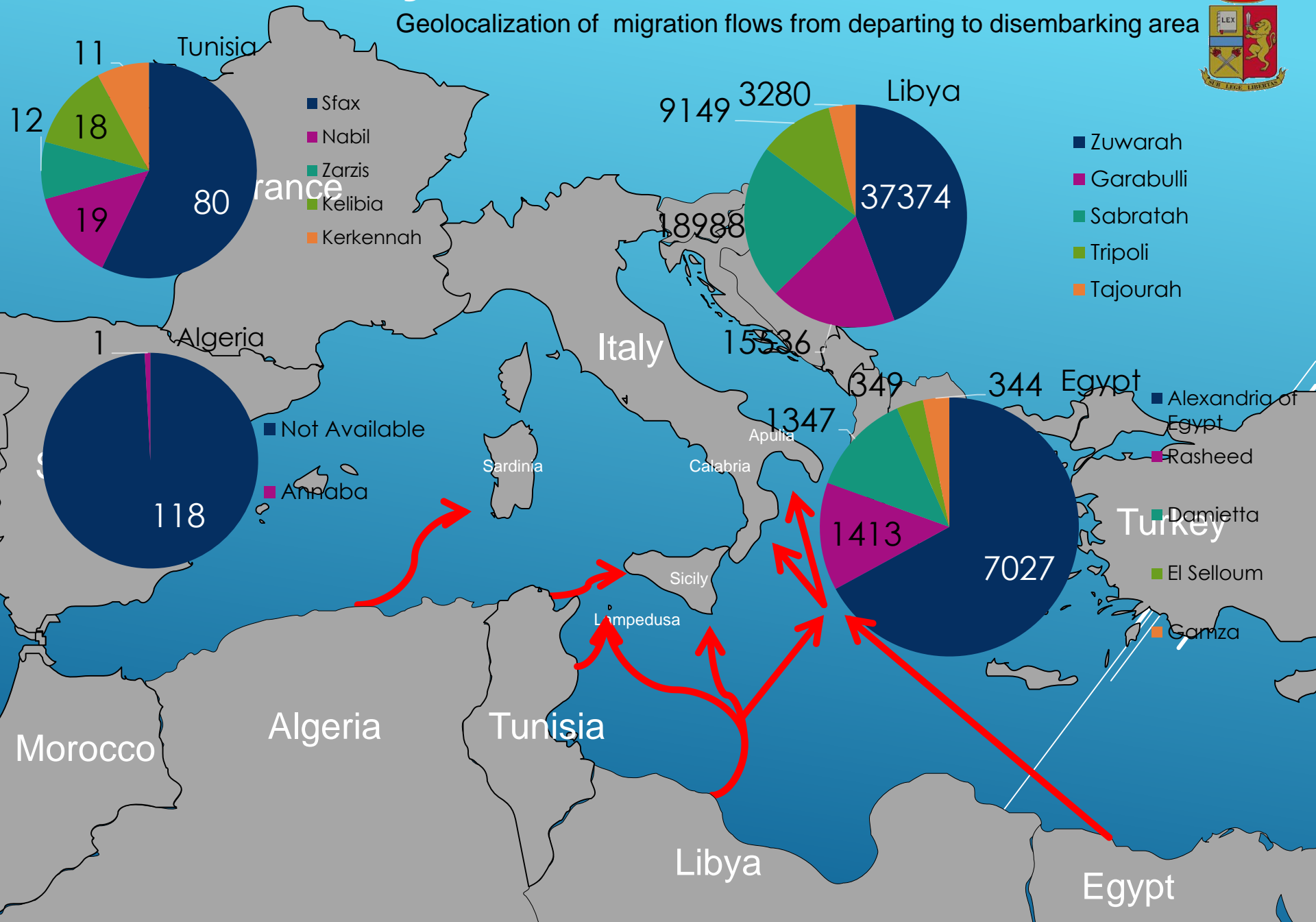
Main Nationalities per coastal departing countries



Central Directorate of Immigration and Border Police

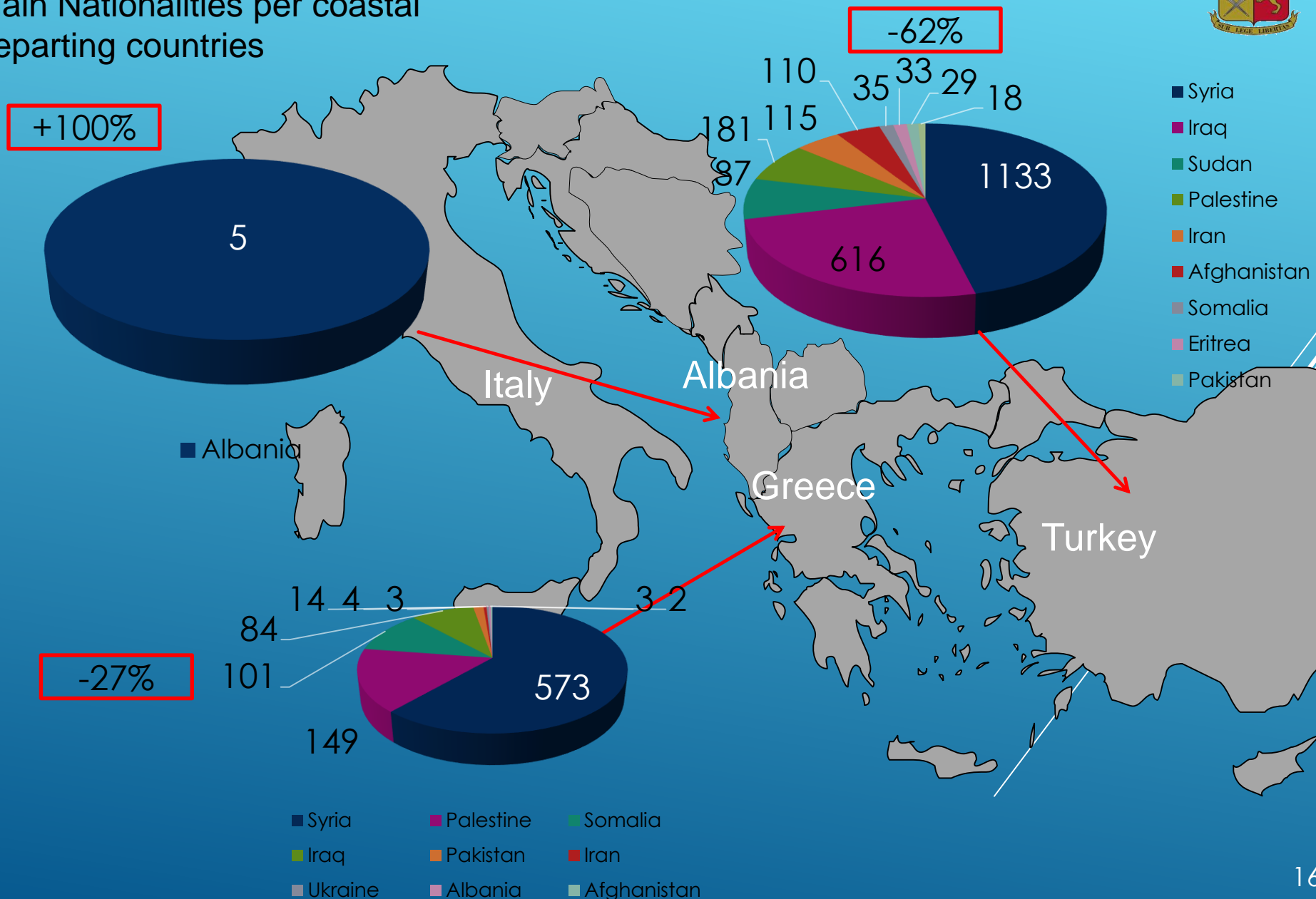


Geolocalization of migration flows from departing to disembarking area





Main Nationalities per coastal departing countries





Geolocalization of migration flows from departing to disembarking area





MAIN NATIONALITIES 2104-2015

Nationalities 2014		Nationalities 2015 (to 20/11)	
Syria	42.323	Eritrea	37.865
Eritrea	34.329	Nigeria	20.081
Mali	9.938	Somalia	11.181
Nigeria	9.000	Sudan	8.764
Gambia	8.707	Syria	7.382
Palestine	6.082	Gambia	6.856
Somalia	5.756	Mali	5.232
Senegal	4.963	Senegal	5.134
Bangladesh	4.386	Bangladesh	5.038
Egypt	4.095	Morocco	4.075
others	40.521	others*	32.098
Total	170.100	Total	143.706

BOATS USED BY MIGRANTS

TYPE OF BOAT	SEIZED	SUNK	LEFT ADRIFT	NOT FOUND	TAKEN BY SMUGGLERS	TOTAL
MERCHANT	1	0	1	0	0	2
WOODEN	12	24	261	0	1	298
LEASURE	24	5	3	0	0	32
ZODIAC	19	78	472	0	1	570
FISH BOAT	4	9	16	0	0	29
N.N.	0	0	0	40	0	40
TOTAL	60	116	753	40	2	971



► ***Detailing the most common modus operandi...***

➤ ***Key elements:***

- *interoperability of various OCG and single smugglers during the routes*
- *capability of reaction to the changes (new controls, weather conditions, pull factors...)*
- *demand & supply Independence on a global basis*
- *most relevant changes 2014-2015, apart from seasonal peak:*
 - *Syrians compared to Nigerians*



► **Resources and Agencies**

➤ **Key elements:**

- **coordination model: how to maximize all the involved know-hows**
- **the Italian experience with NCC: the nowadays structure**
- **Example of developing of an ongoing Operation : J.O. Triton**
- **Data on landings as an evaluation element of the capacity building results**
- **EURFT : an additional value from the cooperation on the field**



NATIONAL COORDINATION CENTER STAFF

- **Nr. 1 Coordinator, who refers to the upper command chain**
- **Nr. 3 State Police Petty Officer (on the shifts)**
- **Nr. 9 State Police representative (regularly present)**
- **Nr. 2 Arma Carabinieri representative**
- **Nr. 5 Guardia di Finanza representative – one per week day**
- **Nr. 2 Coast Guard representative**
- **Nr. 2 Navy representative**

WORKING HOURS

The N.C.C. is operative 24/7, fully available with all linking technologies, and in communication to the other Operative Rooms firstly thanks to its inter-agency composition



NATIONAL COORDINATION CENTER TASKS

- *At national level, collection and analysis of all information related to illegal immigration submitted by the Administrations involved (Police forces, Coast Guard e Italian Navy), in constant contact with the respective Operational rooms*
- *At international level, managing of the flow of information from and to other EU Member States and, through liaison officers, Third Countries*
- *Illegal immigration incident management*
- *Monitoring of return operations*
- *Managing, with the International Coordination Center housed in the Guardia di Finanza Air Naval Center in Pratica di Mare, activities related to maritime joint operations coordinated by Frontex and validating all the operational data to be submitted daily to Frontex through the JORA platform*
- *Managing the cooperation with other European Agencies involved or not in the Joint Operations*
- *Alerting of all Institutions involved*
- *Supporting the Central Director for Immigration in the making of policies and strategies in order to better prevent and to tackle illegal immigration by sea*
- *The operative modalities regarding these tasks and details of the information flow between, and the duties of, the Institutions involved are contained in an operative manual which is regularly updated*
- *VDS activities coordination*



ISF2

Guardia di Finanza

Carabinieri

M.M.

Agenzia delle Dogane
e dei Monopoli

Guardia Costiera

WORKING IN PROGRESS



EUROSUR NODE

(art.7)

- Eurosur node was installed in November 2011
- Exchange information in near real time on the events of illegal migration and cross-border crime with Austria, Belgium, Bulgaria, Cyprus, Croatia, Czech Republic, Denmark, Estonia, Finland, France, Germany, Greece, Hungary, Iceland, Latvia, Liechtenstein, Lithuania, Luxemburg Italian, Malta, Netherlands, Norway, Poland, Portugal, Romania, Slovackia, Slovenia, Spain, Sweden, Switzerland and Frontex.



EUROSUR **European Border Surveillance System**

Frontex and Member States feed and implement the EUROSUR Network with proper information in order to allow Eurosur to provide:

- **National Situational Pictures**, managed by the N.C.C., with the relevant information on the situation at the national border (incidents, assets, patrollings...);
- **European Situational Picture**, managed by Frontex with the relevant information to increase the situational awareness at the UE Border (high impact incidents, operational information related to Joint Operations;
- **Common Pre-frontier Intelligence Picture**, managed by Frontex, on the basis also on the results of the risk analysis (alerts in the pre-frontier area, satellite imagery, trends...);

Eurosur as a sectorial system will participate to the creation of CISE (Common Information Sharing Environment), by contributing to the transnational and inter-sectorial information exchange, in a wider programme of integrated maritime surveillance.

Central Directorate of Immigration and Border Police



Applications Places

EUROSUR - Chromium

Eurosur Login x EUROSUR x

<https://application.it.eurosur.eu/eurosur/user-site/UserSite.html#>

NODE ITALY 01

edefilippis (Operator)

ONLINE

09:31 (UTC+1) 21/Nov/2015

Scale: 1 : 14M

11.40109, 60.10874

EUROSUR - Chromium



SEA HORSE MEDITERRANEAN NETWORK (SPAIN Country leader)

Setting up a secure network in the Mediterranean to exchange information on irregular migration by sea.

This network will be based on National Contact Points (NCP) in concerned African countries (Libya with two NCPs, Tripoli and Benghazi – activity suspended; Tunisia, Egypt, Algeria possible involvement)

The NCP will be equipped through communication tools allowing their connection by satellite to the EUROSUR network through selected MS NCC (Member States – National Coordination Centers), Italy, France, Cyprus, Greece, Malta and Portugal, in order to achieve a rapid and secure exchange of information



EUROSUR FUSION SERVICES

- **Incident Reporting Service:** supports effective and efficient incident reporting for Joint Operations;
- **Vessel Monitoring and Tracking Service:** provides a coherent situational picture of current vessel traffic in the Mediterranean Sea;
- **Vessel of Interest Service:** provides situational awareness on vessels of interest;
- **Vessel Detection Service:** provides detection of objects at sea using satellite based radar correlated with AIS and LRIT;
- **Meteo Service:** provides information on atmospheric and maritime conditions;
- **Visual Data Discovery Service:** provides advanced visualization of different operational data;
- **Maritime Simulation Service:** computes probable vessel position based on sea conditions and vessel parameters;
- **Satellite Imagery Service:** supports site monitoring and verification of intelligence based on optical satellite imagery;
- **Anomaly Detection Service:** allow detection of atypical and suspicious behaviour of vessels;
- **Supporting Information Service:** provides amplifying geospatial information enabling individual situation picture configuration

EUROSUR FUSION SERVICES

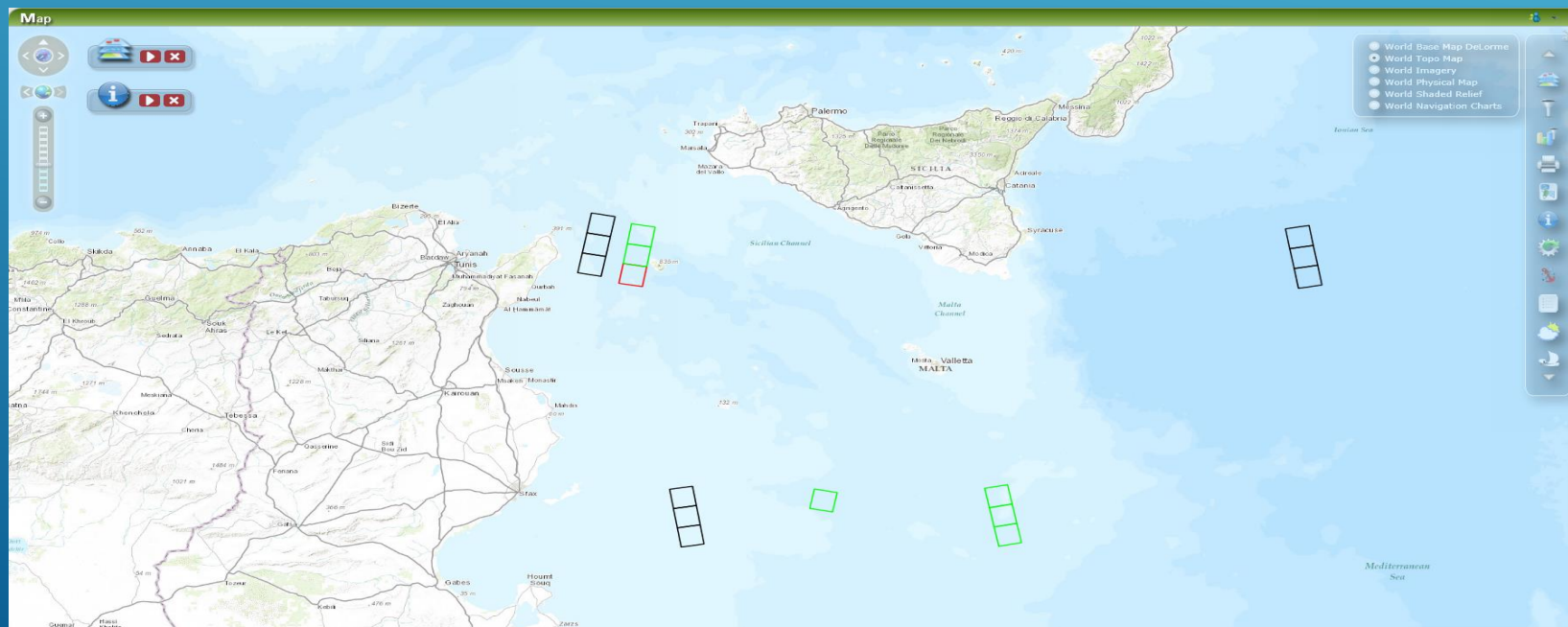


Radar Satellite imagery of selected maritime areas

Using latest technologies, SAR satellites:

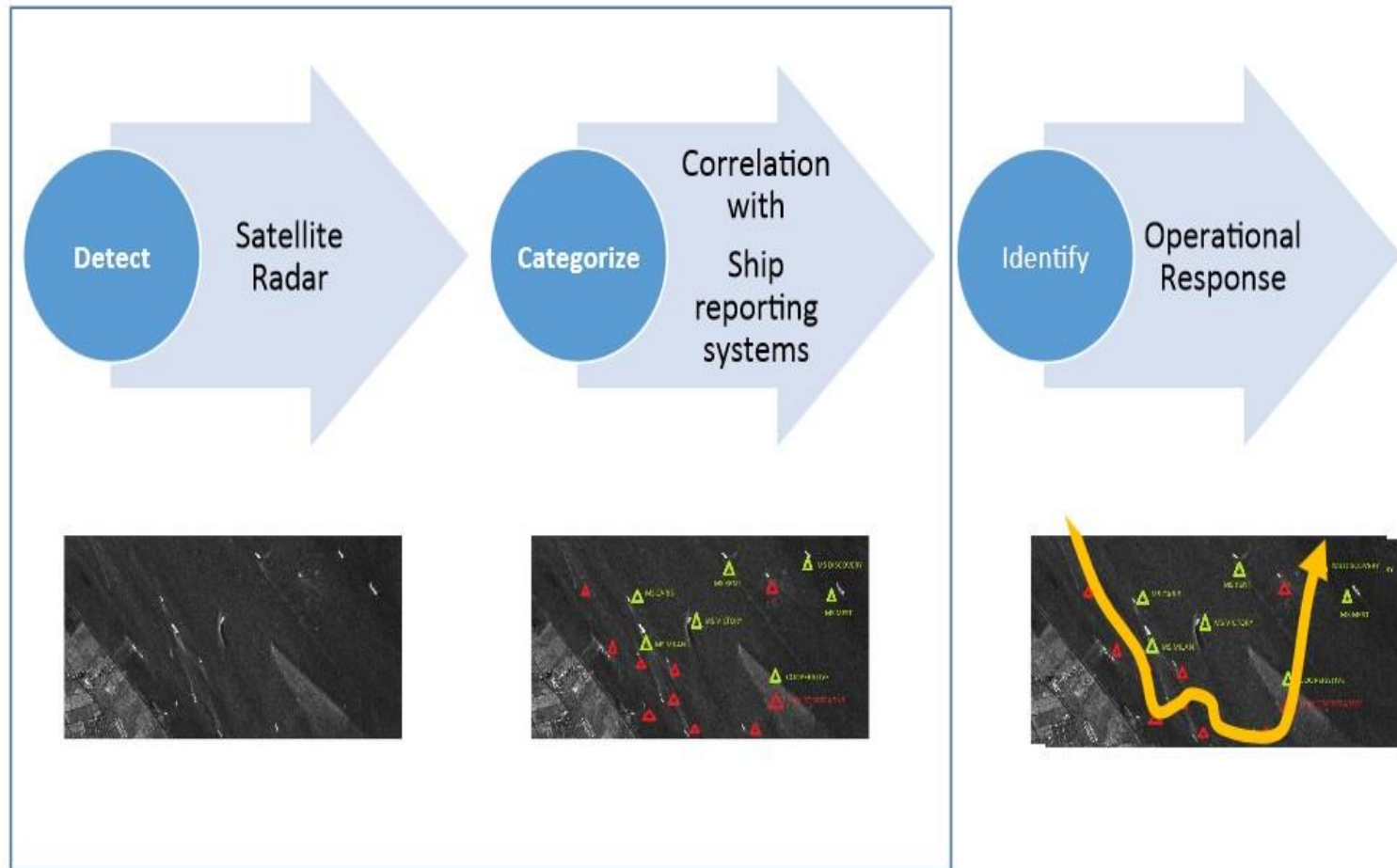
- For situational awareness (North of Libya= NCC - ICC Rome study the relation with the arrivals)
- Situational awareness with and Operational response (West of Greece) – EPN TRITON assets follow up the acquisitions (FWA/Helo)

Close cooperation with local authorities and with SBS colleagues in the planning



VESSEL DETECTION SERVICE

IDENTIFY – OPERATIONAL RESPONSE



JO EPN "TRITON 2015" Vessel Detection Service (VDS) FINAL REPORT – OCTOBER 6th 2015

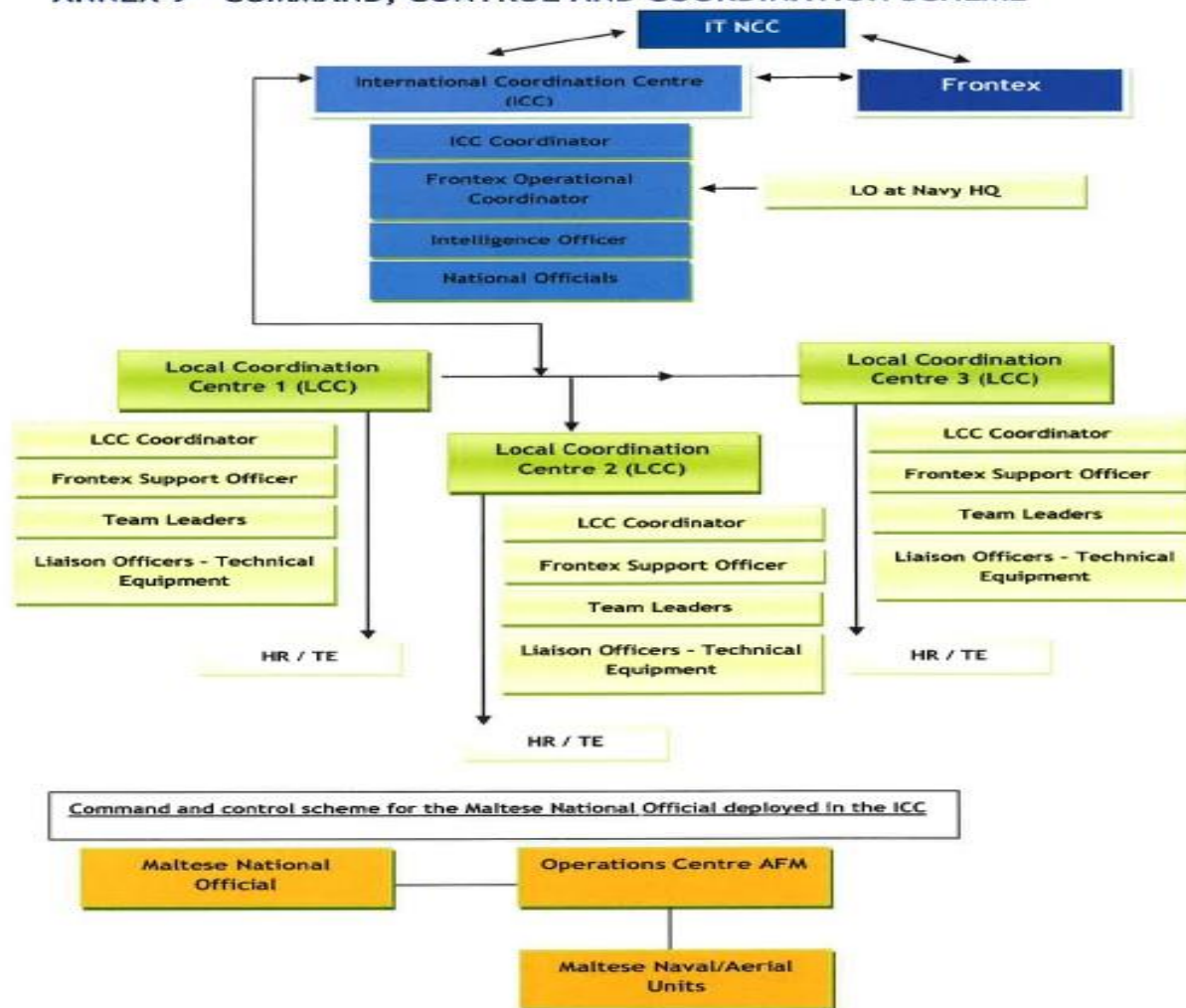


Ev.1322/25 Jora 136408
Ev.1326 Jora 136414
Ev.1327 Jora 136421
Ev.1324 Jora 136411





ANNEX 9 - COMMAND, CONTROL AND COORDINATION SCHEME





JOINT OPERATION TRITON 2015*

Period of Implementation

1 FEBRUARY 2015

31 DECEMBER 2015

Participating Countries

Host MS	Italy
Home MS	Austria, Belgium, Czech Republic, Denmark, Estonia, Finland, France, Germany, Greece, Iceland, Ireland, Latvia, Lithuania, Luxembourg, Malta, Netherlands, Norway, Poland, Portugal, Romania, Sweden, Switzerland, Slovenia, Spain, United Kingdom.
Third Country	Egypt, Libya e Turkey.
Other Union agencies and bodies or international organizations	EASO, EFCA, EMSA, EUROPOL, FRA, UNHCR

Operational Objectives

1. Enhance border security
2. Enhance operational cooperation
3. Enhance exchange of information
4. Identify possible risks and threats
5. Establish and exchange the best practices

Operational Area





REINFORCEMENT OF JOINT OPERATION TRITON 2015

27 May 2015

31 DICEMBER 2015

Participating Countries

Budget stanziato € 6.340.000 ➡ € 18,500,00 ➡ € 37,700,00

Operational Objectives

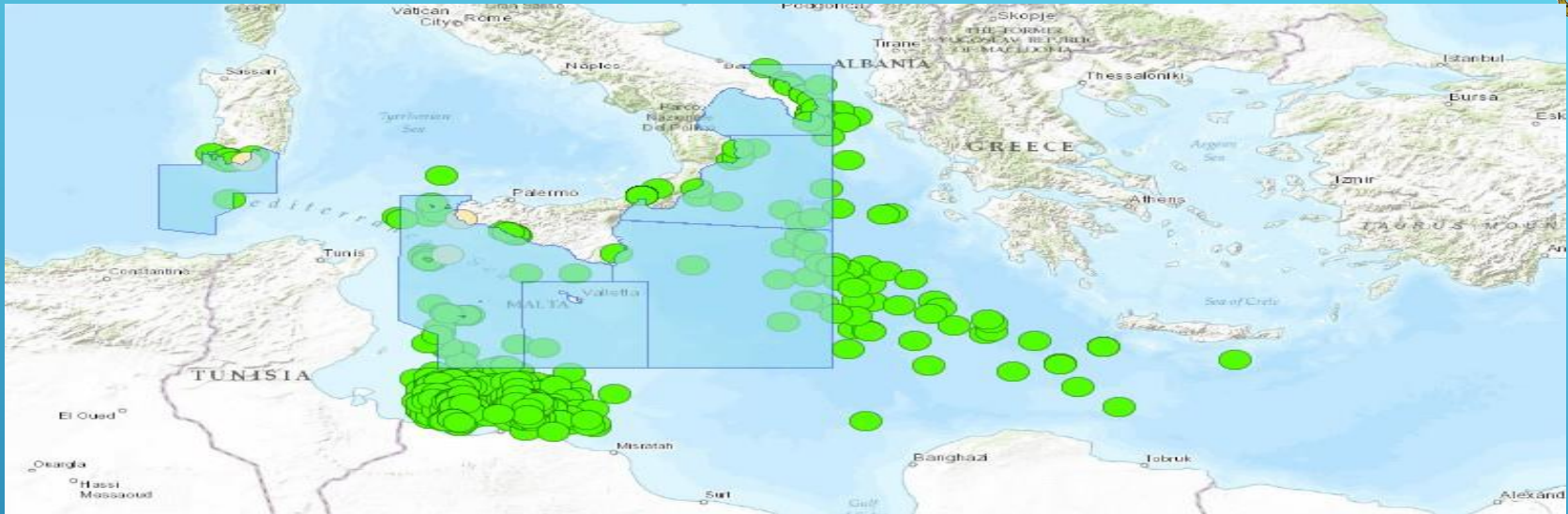
1. Enhance border security
2. Enhance operational cooperation
3. Enhance exchange of information
4. Identify possible risks and threats
5. Establish and exchange the best practices

Host MS	Italy
Home MS	Austria, Belgium, Croatia, Czech Republic, Denmark, Estonia, Finland, France, Germany, Greece, Iceland, Ireland, Latvia, Lithuania, Luxembourg, Malta, Netherlands, Norway, Poland, Portugal, Romania, Sweden, Switzerland, Slovenia, Spain, United Kingdom.
Third Country	Egypt; Albania and Turkey (to be confirm).
Other Union agencies and bodies or international organizations	EASO, EFCA, EMSA, EUROPOL, FRA, EEAS/CSDP Mission "EUBAM LYB" and EUROJOUST UNHCR and OIM

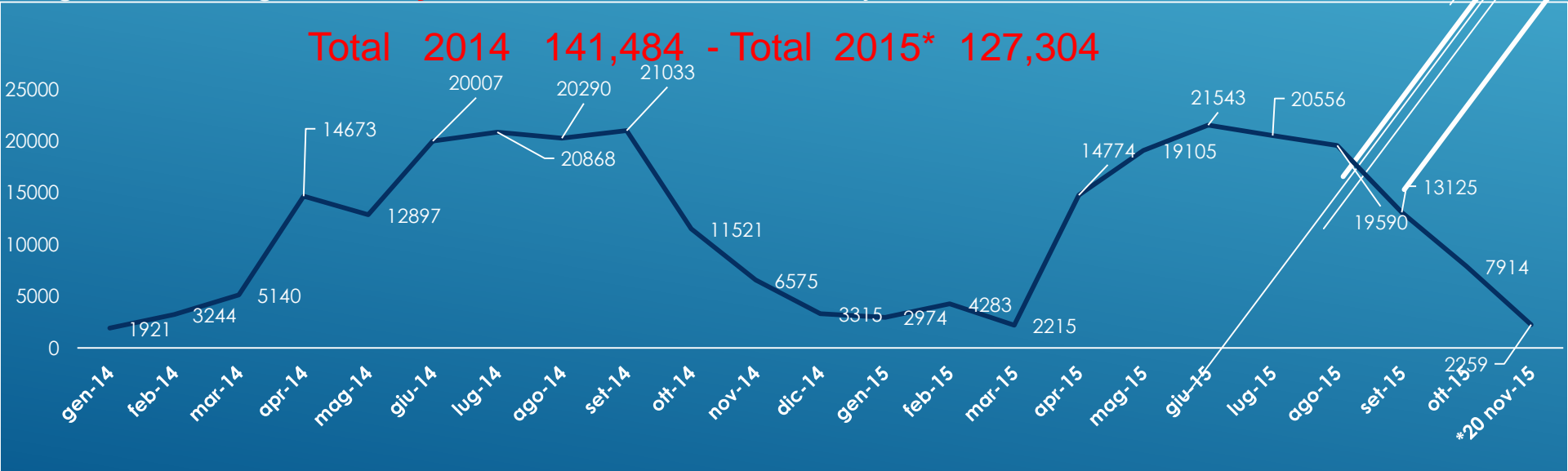
Operational Area



POINT OF INTERCEPTION 2015**



Migrants coming from **Libyan Coast** from 1st of January 2014 to 20th of November 2015



**from 1/02/2015 to 20/11/2015



IRREGULAR MIGRATION TOWARDS ITALY – REGIONS OF DISEMBARKMENT

PLACE	2014			2014 (al 20/11)			2015 (al 20/11)		
	SAR	Irregular migration	Total	SAR	Irregular migration	Total	SAR	Irregular migration	Total
Sicily	117.922	2.317	120.239	110.455	2.285	112.740	96.772	318	97.090
Apulia	16.971	594	17.565	16.175	479	16.654	9.808	774	10.582
Calabria	21.670	1.003	22.673	21.161	961	22.122	27.363	582	27.945
Sardinia	23	143	166	23	143	166	4.864	170	5.034
Campania	9.351	0	9.351	9.351	0	9.351	2.556	0	2.556
Liguria	106	0	106	106	0	106	499	0	499
Total	166.043	4.057	170.100	157.271	3.868	161.139	141.862	1.844	143.706



CASUALTIES

	2014	2015 (cl 20/11)
CORPS	168	295
MIGRANTS DEATH AT MEDITERREAN SEA (UNHCR DATA)	3,538	3,483

FACILITATORS ARRESTED

2014		2015 (UP TO 20.11)	
NAZIONALITIES	Arrested (art.12)	NAZIONALITIES	Arrested (art.12)
Egypt	206	Albania	5
Eritrea	16	Algeria	4
Gambia	23	Egypt	153
Ghana	2	Eritrea	8
Greece	2	Gambia	52
Guinea	5	Ghana	2
Guinea Bissau	3	Guinea	5
Libya	2	Liberia	2
Mali	4	Libya	25
Morocco	20	Mali	8
Nigeria	6	Morocco	27
Palestine	7	Nigeria	9
Russia	3	Pakistan	3
Senegal	28	Palestinae	2
Sierra Leone	3	Senegal	50
Syria	24	Syria	15
Somalia	7	Somalia	14
Sudan	2	Tunisia	69
Tunisia	121	Turkey	2
Ukraine	8	Ukraine	21
others	5	others	12
TOTAL	502	TOTAL	488



EUROPEAN REGIONAL TASK FORCE (EURFT)

Due to the high migratory flow affecting Italy and the challenges of managing the increased operational activities implemented within JO Triton 2015, Frontex planned with Central Directorate for Border Police to set a temporary Operational Frontex Regional Team (OFRT) to be based in Catania (Sicily), to support the Operational Manager and the Operational Team in the correct implementation of the Operational Plan.

Immediately renamed EUROPEAN REGIONAL TASK FORCE (EURFT) and joined by all the other relevant European Agencies involved in the migration phenomena (Europol, EASO, Eurojust) and by Italian Administrations (Guardia di Finanza, Carabinieri, Coast Guard, Navy), it is operative since the 26th of June 2015 and on the way to be transferred to the definitive premises in Convento Santa Clara (offered by Catania Municipality)

EURFT aims to:

- promote cooperation between the national and international Agencies' level**
- help with the information flows**
- monitor the correct implementation of Operational Plan and migrant identification procedures**
- support risk analysis activities**



Thank you for your attention!

...

rosamaria.preteroti@interno.it

dipps.servizioimmigrazione.2div@interno.it